



ATLAS METAL

1135 N.W. 159th DRIVE, MIAMI, FLORIDA 33169

TEL 305.625.2451

TOLL FREE 800.762.7565

FAX 305.623.0475

WWW.ATLASFOODSERV.COM

SALES@ATLASFOODSERV.COM


ICE CREAM FREEZER-WDF & WDF-L SERIES

Service and Installation Manual

Please read this manual completely before attempting to install or operate this equipment!
Notify carrier of damage! Inspect all components immediately. See page 1.



WDF
DROP-IN ICE CREAM FREEZER
REFRIGERATED, SELF CONTAINED



WDF-L
DROP-IN SLIM-LINE ICE CREAM
FREEZER, REFRIGERATED, SELF
CONTAINED



Effective Date: 2023
IMPORTANT INFORMATION
READ BEFORE USE

CONTENTS

RECEIVING & INSPECTING EQUIPMENT.....	1
SERIAL AND MODEL# LOCATION.....	1
WDF SPECIFICATIONS FEATURES AND ACCESSORIES.....	2
ELECTRICAL CHARACTERISTICS AND CUT-OUT REQUIREMENTS.....	3
WDFL SPECIFICATIONS FEATURES AND ACCESSORIES.....	4
ELECTRICAL CHARACTERISTICS AND CUT-OUT REQUIREMENTS.....	5
WDF-WDFL INSTALLATION, OPERATION AND S/S MAINTENANCE.....	6
WDF-WDFL PARTS LIST.....	7
THERMOSTAT SETTINGS, ELECTRICAL & REFRIGERATION CHART.....	8
TROUBLE SHOOTING GUIDE.....	9
ELECTRICAL SCHEMATICS.....	10
LIMITED WARRANTY.....	11
WARRANTY INFORMATION.....	12-13

RECEIVING AND INSPECTING THE EQUIPMENT

1. VISUALLY INSPECT THE SHIPPING CRATE. DAMAGE SHOULD BE NOTED AND REPORTED TO THE DELIVERING CARRIER.
2. IF DAMAGED, OPEN AND INSPECT CONTENTS WITH CARRIER.
3. IF CRATE IS NOT DAMAGED AND THERE IS CONCEALED DAMAGE TO THE EQUIPMENT, NOTIFY THE CARRIER. NOTIFICATION MUST BE MADE VERBALLY AND IN WRITING.
4. REQUEST AN INSPECTION BY THE SHIPPING COMPANY FOR THE DAMAGED EQUIPMENT WITHIN 10 DAYS FROM RECEIPT OF THE EQUIPMENT
5. FREIGHT CARRIERS CAN SUPPLY THE NECESSARY FORMS ON REQUEST.
6. SAVE ALL CRATING MATERIALS UNTIL INSPECTION HAS BEEN MADE OR WAIVED.

SERIAL NUMBER LOCATION

THE SERIAL AND MODEL # CAN BE FOUND ON THE CONDENSING UNIT ENCLOSURE - SEE OPERATORS SIDE CONTROL PANEL WHEN CALLING ATLAS FOR PARTS AND SERVICE ALWAYS HAVE THIS INFORMATION AVAILABLE.

SERIAL #: _____

MODEL #: _____

INSTALLATION DATE: _____



ATLAS METAL

1135 N.W. 159th DRIVE, MIAMI, FLORIDA 33169

TEL 305.625.2451

TOLL FREE 800.762.7565

FAX 305.623.0475

WWW.ATLASFOODSERV.COM

SALES@ATLASFOODSERV.COM

Project: _____
Item No.: _____
Quantity: _____

DROP-IN SERVING EQUIPMENT



WDF-2

ICE CREAM FREEZER

Refrigerated,
Self-Contained

☐ WDF-2

☐ WDF-3

SPECIFICATIONS

TOP: Constructed of 18 gauge, type 304 stainless steel, die stamped with a raised perimeter bead. There shall be a solid vinyl gasket under the beaded edge to form a seal to the counter top, thus preventing seepage or marring the counter top.

LINER: The inner liner shall be 18 gauge, type 304 stainless steel, one piece construction, all welded, ground and polished to a uniform finish. All corners are covered with a minimum 1/4" radius on the horizontal edges and a minimum 3/4" radius on the vertical edges. The liner has copper tubing firmly soldered to the exterior sides and bottom. The unit is provided with an all stainless steel insulated, hinged, lift off lid, with plastic coated pulls.

INSULATION: The unit is fully insulated with high density polystyrene, 2-1/2" thick on all sides, and enclosed with a 22 gauge galvanized steel outer liner.

REFRIGERATION SYSTEM: The compressor housing shall be fabricated from 14 gauge galvanized and bolted to the base of the unit. A fully self-contained condensing unit is provided with a hermetically sealed compressor and a thermostat control. The system is fully charged with CFC free refrigerant and ready to operate.

NOTE: Proper ventilation must be provided in counter.

ELECTRICAL: The unit will be wired for 15 amps., 120 volt, single phase operation, with an on/off thermostat switch and pilot light. A 6' long, 3-wire cord and plug (NEMA 5-15P) will be provided.

STANDARD FEATURES

- Fully insulated for maximum efficiency and energy savings
- Removable S/S hinged lid
- Factory applied gasket - makes installation a snap and seals units to the counter top, thus eliminating seepage
- Ideal for frozen dessert or use it as a mug or plate chiller
- 1-Year Parts & Labor Warranty
- NSF Certified and UL Listed

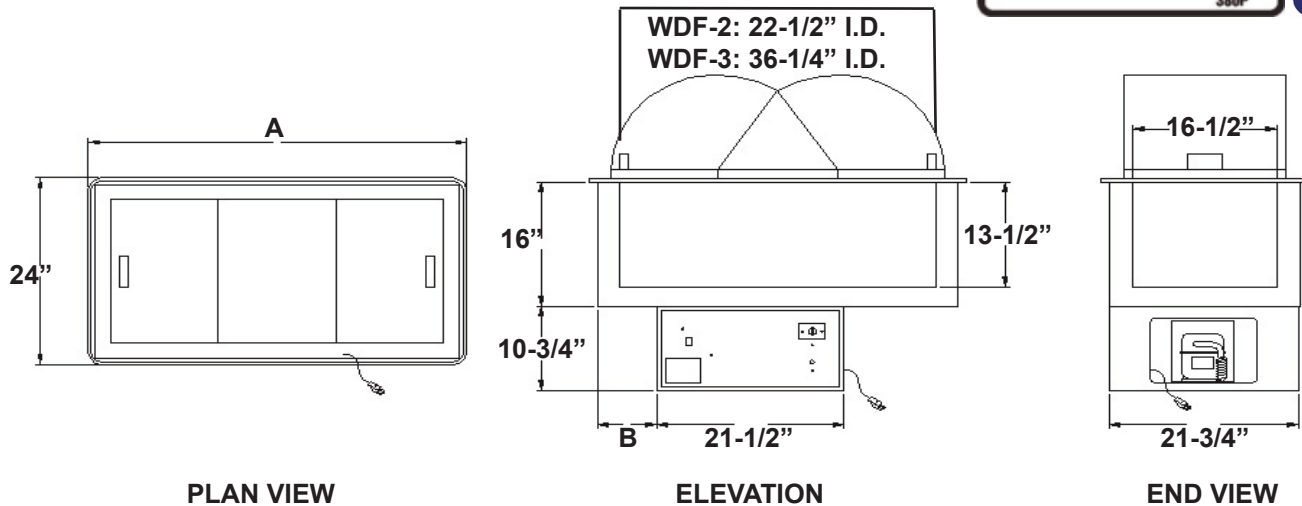
ACCESSORIES

- **5YW** - 5-Year Compressor Warranty
- Hinged Plexiglas Lid
- **LLD** - Lid Locking Device
- **2060-1** - Condensate Evaporator
- **RS** - Remote On/Off Switch for counter mounting
- *** 220 Volt - 50 Cycle** Compressor

Specifications subject to change without notice.

***Please see Operation & Installation Manual for ALL operation and maintenance details.**

*** Units with these accessories are not currently UL listed.**



MODEL	INTERIOR DIMENSIONS	CUT-OUT REQUIRED	"A"	"B"	ELECTRICAL CHARACTERISTICS	CU. FT. CAPACITY	LBS. CAPACITY	SHIP WT. (LBS.)
WDF-2	16-1/2" X 22-1/2" X 13-1/2" (41.9 X 57.1 X 34.2cm)	22-1/4" X 28" (56.5 X 71.1cm)	29-3/4" (75.5cm)	3" (7.6cm)	6.8amps. X 120V X 1/4HP	4.5	100 (45.3kg)	194 (88kg)
WDF-3	16-1/2" X 36-1/2" X 13-1/2" (41.9 X 92.7 X 34.2cm)	22-1/4" X 41-3/4" (56.5 X 106cm)	43-1/2" (110.4cm)	6-7/8" (17.4cm)	6.8amps. X 120V X 1/4HP	7.8	150 (68kg)	232 (105.2kg)

REFRIGERATION CHART							
MODEL	HP	REF.	OZ.	LOW PSIG.	HIGH PSIG.	BTU M10 90A	OPERATING TEMP
WDF-2	1/4	R513A	6	L(-10 IN-HG)	100	5260	-11 OFF TO 10.5 ON
WDF-3	1/4	R513A	7	L(-10 IN-HG)	100	5260	-11 OFF TO 10.5 ON

REMOTE REFRIGERATION MODEL	LESS COMP. SHIP WT. (LBS.)
WDFX-2	148 (67.1kg)
WDFX-3	178 (80.7kg)

NOTEWDFX
REQUIRED A SOLENOID
PACKAGE AND RS, REMOTE
CONTROL PANEL

REFRIGERATED COLD PAN WITHOUT COMPRESSOR REQUIRED:

SOLENOID PACKAGE, LOOSE: SOLENOID VALVE, SOLENOID COIL & COOPER FITTING
SOLENOID PACKAGE, FACTORY INSTALLED: SOLENOID BOX, SOLENOID VALVE, COIL & COOPER FITTING

ORDERS NOT FINAL UNTIL REFRIGERANT APPROVED

COMPRESSORS FOR REMOTE INSTALLATIONS

2029-2M7 - 1/4 HP for WDFX-2 & 3



ATLAS METAL

1135 N.W. 159th DRIVE, MIAMI, FLORIDA 33169

TEL 305.625.2451

TOLL FREE 800.762.7565


FAX 305.623.0475

WWW.ATLASFOODSERV.COM

SALES@ATLASFOODSERV.COM

Project: _____
Item No.: _____
Quantity: _____

SLIM-LINE DROP-IN SERVING EQUIPMENT



WDF-L

SLIM-LINE ICE CREAM FREEZER

□ WDF-L

Refrigerated,
Self-Contained

SPECIFICATIONS

TOP: Constructed of 18 gauge, type 304 stainless steel, die stamped with a raised perimeter bead. There shall be a solid vinyl gasket under the beaded edge to form a seal to the counter top, thus preventing seepage or marring of the counter top.

LINER: The inner liner shall be 18 gauge, type 304 stainless steel, one piece construction, all welded, ground and polished to a uniform finish. All corners are coved with a minimum 1/4" radius on the horizontal edges and a minimum 3/4" radius on the vertical edges. The liner has copper tubing firmly soldered to the exterior sides and bottom. The unit is provided with an all stainless steel, insulated, hinged, lift off lid, with plastic coated pulls.

INSULATION: The unit is fully insulated with high density polystyrene, 2-1/2" thick on all sides, and enclosed with a 22 gauge galvanized steel outer liner.

REFRIGERATION SYSTEM: The compressor housing shall be fabricated from formed angles and bolted to the base of the unit. A fully self-contained condensing unit is provided with a hermetically sealed compressor and a thermostat control. The system is fully charged with CFC free refrigerant and ready to operate.

NOTE: Proper ventilation must be provided in counter.

ELECTRICAL: The unit will be wired for 15 amps., 120 volt, single phase operation, with an on/off thermostat switch and pilot light. A 6' long, 3-wire cord and plug (NEMA 5-15P) will be provided.

STANDARD FEATURES

- Slim-line configuration - it can install in counters only 16-1/2" wide
- Fully insulated for maximum efficiency and energy savings
- Removable S/S hinged lid
- Factory applied gasket - makes installation a snap and seals units to the counter top, thus eliminating seepage
- Ideal for any frozen dessert or use it as a mug or plate chiller
- 1-Year Parts & Labor Warranty
- NSF Certified and UL Listed

ACCESSORIES

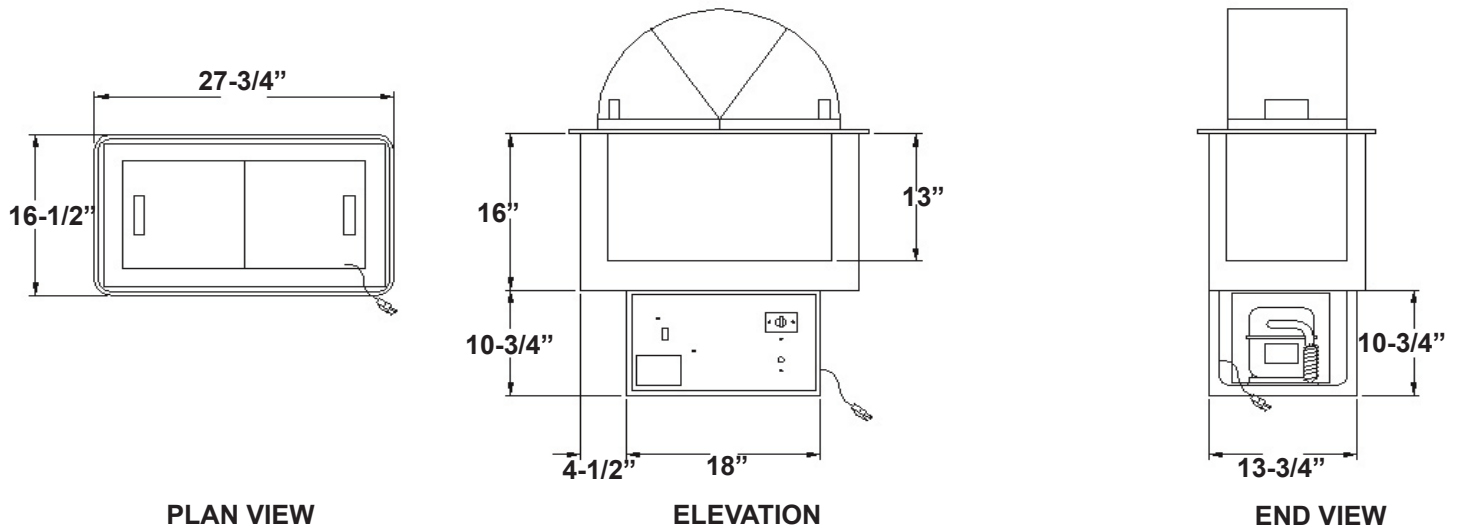
- **5YW** - 5-Year Compressor Warranty
- Hinged Plexiglas Lid
- **LLD** - Lid Locking Device
- **2060-1** - Condensate Evaporator
- **RS** - Remote On/Off Switch for counter mounting
- *** 220 Volt - 50 Cycle** Compressor

Specifications subject to change without notice.

***Please see Operation & Installation Manual for ALL operation and maintenance details.**

*** Units with these accessories are not currently UL listed.**

DI-43



MODEL	INTERIOR DIMENSIONS	CUT-OUT REQUIRED	ELECTRICAL CHARACTERISTICS	CU. FT. CAPACITY	LBS. CAPACITY	SHIP WT. (LBS.)
WDF-L	22-1/2" X 11-1/4" X 13" (57.2 X 28.6 X 33cm)	26" X 15" (66 X 38.1cm)	2.4 amps. - 120V 1/5 HP	1.9	65 (29.5kg)	158 (54kg)

REFRIGERATION CHART							
MODEL	HP	REF.	OZ.	LOW PSIG.	HIGH PSIG.	BTU M10 90A	OPERATING TEMP
WDF-L	1/5	R513A	5	L(-10 IN-HG)	100	5260	-11 OFF TO 10.5 ON

REMOTE REFRIGERATION MODEL	LESS COMP. SHIP WT. (LBS.)
WDFL-X-2	148 (67.1kg)

NOTEWDFL-X
 REQUIRED A SOLENOID
 PACKAGE AND RS, REMOTE
 CONTROL PANEL

REFRIGERATED COLD PAN WITHOUT COMPRESSOR REQUIRED:

SOLENOID PACKAGE, LOOSE: SOLENOID VALVE, SOLENOID COIL & COOPER FITTING
SOLENOID PACKAGE, FACTORY INSTALLED: SOLENOID BOX, SOLENOID VALVE, COIL & COOPER FITTING

ORDERS NOT FINAL UNTIL REFRIGERANT APPROVED

COMPRESSORS FOR REMOTE INSTALLATIONS

2029-1M7 - 1/5 HP for WDFL-X

ICE CREAM FREEZERS

WDF & WDFL SERIES

INSTALLATION

Provide the correct counter cut-out opening (see chart below) and drop in. The vinyl gasket assures complete seating. A non-toxic silicone seal may be used between the gasket and counter top (not required).

MODEL NUMBER	CUT-OUT SIZE
WDF-2	22 1/4 X 28
WDF-3	22 1/4 X 41 3/4
WDF-L	26 X 15

When installing unit in a counter, it is recommended that the operator side of the counter be completely open for air circulation. When this is not possible, such as in an island counter, it is recommended that two grill openings are provided approximately 18" x 18" of free air for intake and exhaust at the opposite ends of the counter.

The unit is supplied with a power cord and NEMA plug. Refer to the data plate on the compressor housing for the amperage and voltage information. Use a licensed electrician when installing power source.

OPERATION

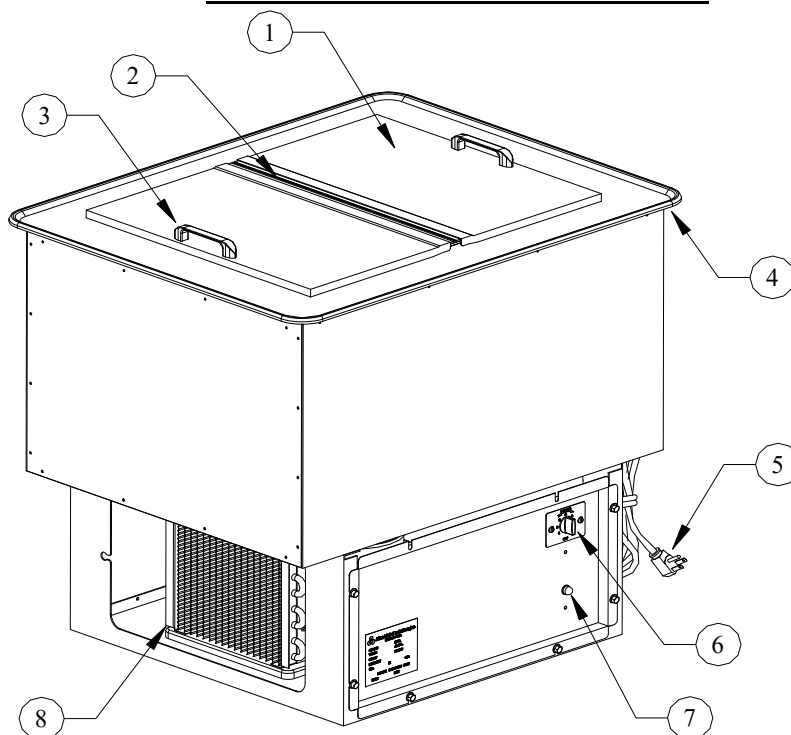
The unit is ready to operate as soon as it is plugged in. The thermostat has an off position and numbers from #1 through #7 (number 7 is the coldest). The unit should be turned off every day after used and turned on one hour before serving.

MAINTENANCE

NEVER CLEAN PANS WITH A CHLORIDE BASED PRODUCT. CHLORIDES OR IMPROPER CLEANING COULD SCAR, MARK AND/OR CORRODE PANS. **DO NOT** USE STEEL WOOL OR ABRASIVE PRODUCTS. TO CLEAN USE SOAPY WARM WATER, RINSE THOROUGHLY TO REMOVE ALL RESIDUES. **FAILURE TO MEET THESE CONDITIONS WILL VOID WARRANTY.**
CLEAN CONDENSER COIL REGULARLY.

1135 N.W. 159th DR., MIAMI, FL 33169
PHONE (305) 625-2451, (800) 762-7565, FAX (305) 623-0475, E-mail: sales@atlasfoodserv.com

PARTS LIST ICE CREAM FREEZERS WDF & WDFL SERIES



ITEM NUMBER	PART NUMBER	DESCRIPTION
1	S11054-000 + Model #	WDF Lid Assembly
	S33155-000	WDFL Lid Assembly
2	S11014-000	WDF Hinge
	S81809-000	WDFL Hinge
3	6043-0	Lid Handles
4	7002-0+Model #	Vinyl Bead Gasket
5	1003	Power Cord with Plug
6	2043	Thermostat
7	1099	Pilot Light
8	2029-1M7	1/5 H.P. Compressor WDFL
	2029-2M7	1/4 H.P. Compressor WDF-2 & 3
9	4043-1	Handle Screws (Not Shown)
10	7003-0+Model #	Throat Gasket (Not Shown)
11	2027	0.031 Cap Tube for 1/5 H.P. Comp. WDFL only(NotShown)
12	2026	0.042 Cap Tube for 1/4, H.P. Comp. (NotShown)
13	600021	Drier (Not Shown)
14	7030	WDFL Plastic Underlid (Not shown)
15	7031	WDF-2-3 Plastic Underlid (Not Shown)
16	7032	WDF-3 Center Underlid (Not Shown)
16	600008	Thermostat Knob

WDF-WDFL

ELECTRONIC THERMOSTAT SETTINGS

UNIT		S1(DEG.F)		DIFF.(DEGF)
WDF-2		-11		10.5
WDF-3		-11		10.5
WDF-L		-11		10.5

ELECTRICAL & REFRIGERATION CHART

MODEL	VOLTS	AMPS	WATTS	HP	REF	OZ	LOW PSIG	HIGH PSIG	BTU @ M10 90A
WDF-2	120	6.8		1/4	513A	6	-10	100	5260
WDF-3	120	6.8		1/4	513A	7	-10	100	5260
WDF-L	120	2.4		1/5	513A	5	-10	100	5260




ATLAS METAL

Subsidiary of Mercury Aircraft, Inc.

1135 N.W. 159th DR., MIAMI, FL 33169

PHONE (305) 625-2451, (800) 762-7565, FAX (305) 623-0475, E-mail: sales@atlasfoodserv.com

Refrigerated Drop-In Trouble Shooting Guide	
Symptom	Probable Cause
Unit will not run	Unit not plugged in. No power at receptacle. Thermostat and or switch not in the on position. Unit may be in a defrost cycle (if supplied) wait approximately 20 min. Call factory for service at 1-800-762-7565
Condenser runs but short cycles	Condenser coil dirty Inadequate ventilation. Call factory for service at 1-800-762-7565
Condenser runs constantly.	Condenser coil dirty. Inadequate ventilation. Unit installed in a hot location Call factory for service at 1-800-762-7565 NOTE: WF series runs constantly.
Food product not cold enough.	Food product must be chilled to 33-35 deg. when placed in unit. Air movement over food product. Food product not being stirred or rotated. Call factory for service at 1-800-762-7565




Atlas Metal
INDUSTRIES, INC.

LIMITED WARRANTY

Atlas Metal Industries, Inc. warrants to the Purchaser of this product that the same shall be free from defects in the workmanship and material for a period of one year from the date of original installation of the equipment, but not to exceed eighteen (18) months after date of shipment from factory. During this period of time Atlas Metal Industries, Inc. will replace all defective parts and will pay for authorized replacement labor. Replacement and installation of such parts and labor shall be provided only upon prior written authority of Atlas Metal Industries, Inc.

The Refrigeration warranty is for a twenty (20) month time period and includes supplying the compressor at a no charge basis provided the damage to the compressor was not caused by the customer or end user. Authorized replacement labor will be paid for a period of one year from date of installation. Freight costs for defective unit to and from Atlas Metal Industries, Inc. are not included, and all defective parts must be returned to the factory freight prepaid for evaluation. **ALL WARRANTY LABOR MUST BE AUTHORIZED BY ATLAS METAL INDUSTRIES, INC. PRIOR TO THE ACTUAL WORK BEING DONE.** This warranty does not apply to any equipment or any part thereof, which has been subjected to shipping damage, improper voltage, alteration, abuse or misuses, and does not cover loss of food, other products, or damage to property due to mechanical or electrical malfunction.

THERE ARE NO WARRANTIES WHICH EXTEND BEYOND THE DESCRIPTION OF THE FACE HEREOF. SELLER DISCLAIMS ANY IMPLIED WARRANTY OF MERCHANTABILITY OF THE GOODS OR THE FITNESS OF THE GOODS FOR ANY PURPOSE AND BUYER AGREES THAT THE GOODS ARE SOLD "AS IS."



Atlas Metal
INDUSTRIES, INC.

WARRANTY INFORMATION

In order to have your invoice approved for payment by the factory, please note the following:

An authorization number must be obtained from the factory prior to performing any warranty service.

Atlas Metal will not approve excessive labor due to poor access to the unit being serviced. If design does not allow reasonable access, contact the factory.

All travel time that exceeds 100 miles round trip must be authorized by the factory.

**Thank You:
Warranty service Dept.**



ATLAS METAL

FOR UNITS LESS A COMPRESSOR

The warranty for units less a compressor cover defects in workmanship. It covers service for said defects.

Because of the wide variety of refrigerants, install variables, and location differences, service for units less a compressor does not include installation, or defects resulting from installation.

Atlas is not responsible for customer hook up, installation, refrigeration variances, refrigeration performance, and other issues related to the installation and/or hook up of the sites refrigeration system to the unit less compressor.

Atlas is proud to continue to offer technical phone support free of charge, as well as help coordinate service calls. All service calls, authorizations, and charges must be assumed by the requestor.

Before purchasing a unit less compressor, be sure to have communicated all technical aspects of the details to the Atlas sales team. This includes but not limited to refrigerants, electrical conditions, and dimensions of installation.