



ATLAS METAL

1135 N.W. 159th DRIVE, MIAMI, FLORIDA 33169

TEL 305.625.2451

TOLL FREE 800.762.7565

FAX 305.623.0475

WWW.ATLASFOODSERV.COM

SALES@ATLASFOODSERV.COM

Project: _____
Item No.: _____
Quantity: _____

MODULAR UNITS BL SERIES



TRAY & SILVER CART

□ TC-2-S

TS-2-S SHOWN W/ ACCESSORIES

SPECIFICATIONS

TOP: Constructed of 18 gauge, type 304 stainless steel, with all corners heliarc welded, ground and polished to a uniform finish. The top is provided with ten (10 ea.) 4" diameter, die stamped openings to receive silverware cylinders (cylinders not included.) The top is integrally formed into side panels for the cart.

TRAY SHELF: Constructed of 18 gauge stainless steel, full-length, and turned up at the rear of the unit. The bottom is reinforced with 14 gauge steel plate for proper caster mounting, and is provided with four (4 ea.) non-marking, vertical corner bumpers.

CASTERS: N.S.F. approved, 5" diameter, non-marking rubber tired, swivel plate casters with grease fittings. Both casters on operator's side have toe activated brakes.

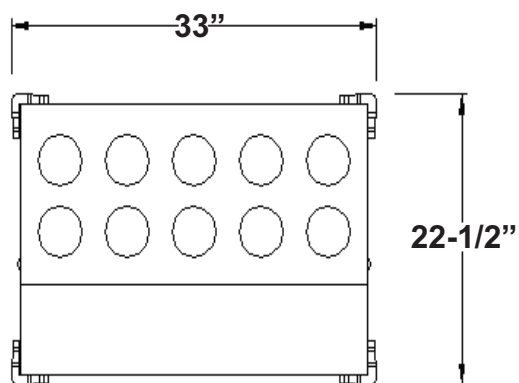
Specifications subject to change without notice.

STANDARD FEATURES

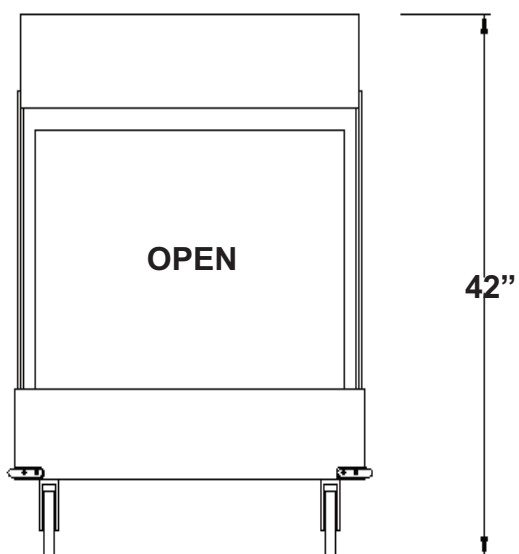
- Rugged stainless steel construction
- Provided with four (4 ea.) vertical corner bumpers
- Large capacity tray storage area
- High volume flatware service at a convenient height
- Fully mobile - each unit is provided with 5" dia. swivel casters, two with brakes
- 1-Year Parts & Labor Warranty
- NSF Listed

ACCESSORIES

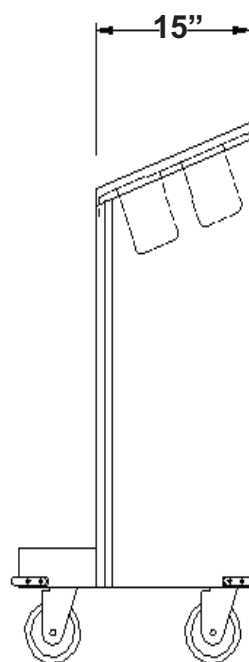
- Plastic and S/S Silverware Cylinders
- S/S Napkin Overshelf
- TCRP - S/S Rear Panel
- TCPL - Plastic Laminate exterior



PLAN VIEW



REAR ELEVATION



END VIEW

MODEL	SHIP WT. (LBS)
TS-2-S	100 (45.3kg)