



# ATLAS METAL

1135 N.W. 159th DRIVE, MIAMI, FLORIDA 33169

TEL 305.625.2451

TOLL FREE 800.762.7565

FAX 305.623.0475

WWW.ATLASFOODSERV.COM

SALES@ATLASFOODSERV.COM

## **REFRIGERATED BASE-RB SERIES**

---

### Service and Installation Manual

Please read this manual completely before attempting to install or operate this equipment!  
Notify carrier of damage! Inspect all components immediately. See page 1.



REFRIGERATED BASE-RB SERIES  
SELF-CONTAINED  
SOLID TOP, UNDER-COUNTER



Effective Date: 4/24  
IMPORTANT INFORMATION  
READ BEFORE USE

# CONTENTS

---

RECEIVING & INSPECTING EQUIPMENT.....	1
SERIAL AND MODEL# LOCATION.....	1
SPECIFICATIONS FEATURES AND ACCESSORIES.....	2
ELECTRICAL CHARACTERISTICS AND CUT-OUT REQUIREMENTS.....	3
OPERATION AND S/S MAINTENANCE.....	4
THERMOSTAT SETTINGS, ELECTRICAL & REFRIGERATION CHART.....	5
PARTS LIST.....	6
TROUBLE SHOOTING GUIDE.....	7
ELECTRICAL SCHEMATICS.....	8
LIMITED WARRANTY.....	9
WARRANTY INFORMATION.....	10

## RECEIVING AND INSPECTING THE EQUIPMENT

---

1. VISUALLY INSPECT THE SHIPPING CRATE. DAMAGE SHOULD BE NOTED AND REPORTED TO THE DELIVERING CARRIER.
2. IF DAMAGED, OPEN AND INSPECT CONTENTS WITH CARRIER.
3. IF CRATE IS NOT DAMAGED AND THERE IS CONCEALED DAMAGE TO THE EQUIPMENT, NOTIFY THE CARRIER. NOTIFICATION MUST BE MADE VERBALLY AND IN WRITING.
4. REQUEST AN INSPECTION BY THE SHIPPING COMPANY FOR THE DAMAGED EQUIPMENT WITHIN 10 DAYS FROM RECEIPT OF THE EQUIPMENT
5. FREIGHT CARRIERS CAN SUPPLY THE NECESSARY FORMS ON REQUEST.
6. SAVE ALL CRATING MATERIALS UNTIL INSPECTION HAS BEEN MADE OR WAIVED.

## SERIAL NUMBER LOCATION

---

THE SERIAL AND MODEL# CAN BE FOUND INSIDE THE COMPRESSOR HOUSING ENCLOSURE. WHEN CALLING ATLAS FOR PARTS AND SERVICE ALWAYS HAVE THIS INFORMATION AVAILABLE.

SERIAL #: \_\_\_\_\_

MODEL #: \_\_\_\_\_

INSTALLATION DATE: \_\_\_\_\_



# ATLAS METAL

1135 N.W. 159th DRIVE, MIAMI, FLORIDA 33169

TEL 305.625.2451

TOLL FREE 800.762.7565

FAX 305.623.0475

WWW.ATLASFOODSERV.COM

SALES@ATLASFOODSERV.COM

Project: \_\_\_\_\_

Item No.: \_\_\_\_\_

Quantity: \_\_\_\_\_

## SLIDE-IN SERVING EQUIPMENT

### REFRIGERATED BASE

RB-4

Self-Contained  
Solid Top,  
Under-Counter

RB-5



RB-4

### SPECIFICATIONS

**BODY:** Double wall constructed with a 20 gauge, type 304 stainless steel interior liner, with coved corners. Exterior wall is 22 gauge galvanized steel, with an 18 gauge stainless steel fascia. The body is filled with 1" of high density polystyrene insulation on all sides. The interior of the body is provided with a removable slide assembly to accommodate 12" x 20" pans. A 2-1/2" dial thermometer is mounted in the fascia.

**DOORS:** Doors are double wall constructed of 18 gauge, type 304 stainless steel, fully insulated with high density polyurethane and provided with edge mounted, chrome plated hinges and a slam action latch. Doors are complete with a moisture-proof gasket.

**REFRIGERATION SYSTEM:** The compressor housing is integral with the body of the unit and provided with a removable, louvered access panel. A fully self-contained condensing unit is provided, with a hermetically sealed compressor and a thermostat control. The system is also provided with a forced air evaporator, for even temperature throughout the base, which drains into a condensate evaporator, pre-wired in the unit. The system is fully charged with CFC free refrigerant and ready to operate, factory set, between 35 and 45 degrees.

**NOTE:** Proper ventilation must be provided in counter

**ELECTRICAL:** The unit will be wired for 15 amp., 120 volt, single phase operation. A 6' long, 3-wire cord and plug (NEMA 5-15P) will be provided.

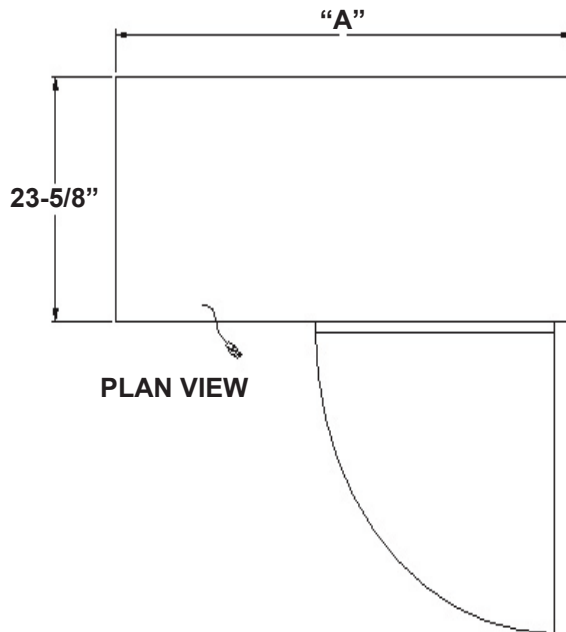
*Specifications subject to change without notice.*

### STANDARD FEATURES

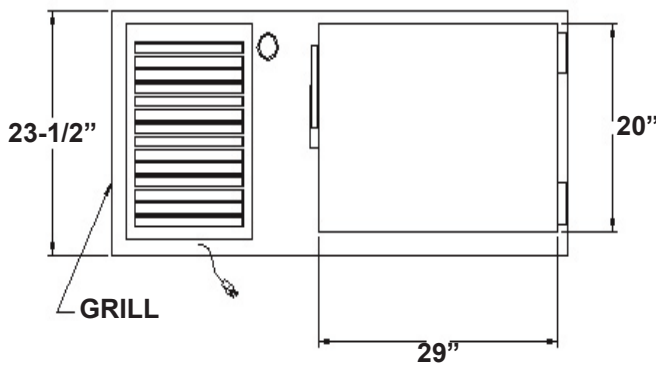
- Slides into your counter - puts refrigeration where you need it
- Fully insulated for maximum efficiency
- Slide assembly for standard 12" x 20" pans
- Self-contained refrigeration
- 1-Year Parts & Labor Warranty
- NSF Certified and UL Listed

### ACCESSORIES

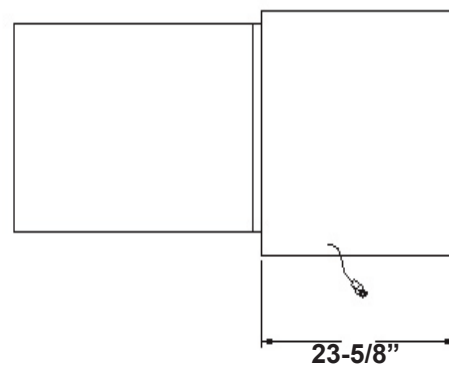
- **5YW** - 5-Year Compressor Warranty
- 18" x 26" Pan Rack (available on RB-4 only)



PLAN VIEW



FRONT ELEVATION



END VIEW

MODEL	CUT-OUT REQUIRED	"A"	STORAGE CAPACITY 12" X 20" PANS	ELECTRICAL CHARACTERISTICS	SHIP WT. (LBS.)
RB-4	23-5/8" X 55-5/8" (59.6 X 140.9cm)	55-5/8" (140.9cm)	10 Pans - 1 Door - 8 cu. ft.	6.9 amps. - 120V 1/4 HP	270 (122.4kg)
RB-5	23-5/8" X 69-1/2" (59.6 X 175.8cm)	69-1/2" (175.8cm)	15 Pans - 2 Doors - 10 cu. ft.	6.9 amps. - 120V 1/4 HP	340 (154.2kg)

REFRIGERATION CHART							
MODEL	HP	REF.	OZ.	LOW PSIG.	HIGH PSIG.	BTU M10 90A	TEMPERATURE SETTING / DIFFERENTIAL
RB-4	1/4	R513A	8	12	160	2940	32 OFF / 8DIFF
RB-5	1/4	R513A	9	12	160	2940	32 OFF / 6DIFF

# SLIDE- IN REFRIGERATED BASE

## RB SERIES

---

---

MODEL	STORAGE CAPACITY 12 " X 20" PANS	CUT-OUT REQUIRED
RB-4	10 Pans- 1 Door 8 cu. ft.	23 5/8" X 55 5/8"
RB-5	15 Pans- 2 Doors 10 cu. ft.	23 5/8" X 69 1/2"

## OPERATION

The unit is ready to operate as soon as it is plugged in and turned on. The thermostat has an off position and numbers from #1 through #7 (number 7 is the coldest). The unit has been pre-tested and set for proper operation with the thermostat set for 35° to 40°. Do not block air discharge openings inside the base of the unit. A timer is installed in the system to shut the compressor off every 4 hours (approximately 15 minutes) to eliminate ice build up on the evaporator coil.

The unit is supplied with a power cord and NEMA plug. Refer to the data plate located in the compressor compartment for the amperage and voltage information. Use a licensed electrician when installing power source.

**Note:** Proper ventilation must be provided in counter.

---

---

## MAINTENANCE

**NEVER** CLEAN THE UNIT WITH A CHLORIDE BASED PRODUCT. CHLORIDES OR IMPROPER CLEANING COULD SCAR, MARK AND/OR CORRODE METAL. **DO NOT** USE STEEL WOOL OR ABRASIVE PRODUCTS. TO CLEAN USE SOAPY WARM WATER, RINSE THOROUGHLY TO REMOVE ALL RESIDUES. CLEAN CONDENSER COIL REGULARLY. **FAILURE TO MEET THESE CONDITIONS WILL VOID WARRANTY.**

## **RB SERIES**

### **ELECTRONIC THERMOSTAT SETTINGS**

<b>UNIT</b>		<b>S1(DEG.F)</b>		<b>DIFF.(DEGF)</b>
RB-4		32		8
RB-5		32		6

### **ELECTRICAL & REFRIGERATION CHART**

<b>MODEL</b>	<b>VOLTS</b>	<b>AMPS</b>	<b>WATTS</b>	<b>HP</b>	<b>REF</b>	<b>OZ</b>	<b>LOW PSIG</b>	<b>HIGH PSIG</b>	<b>BTU @ M10 90A</b>
RB-4	120	6.9		¼	513A	8	12	160	2940
RB-5	120	6.9		¼	513A	9	12	160	2940



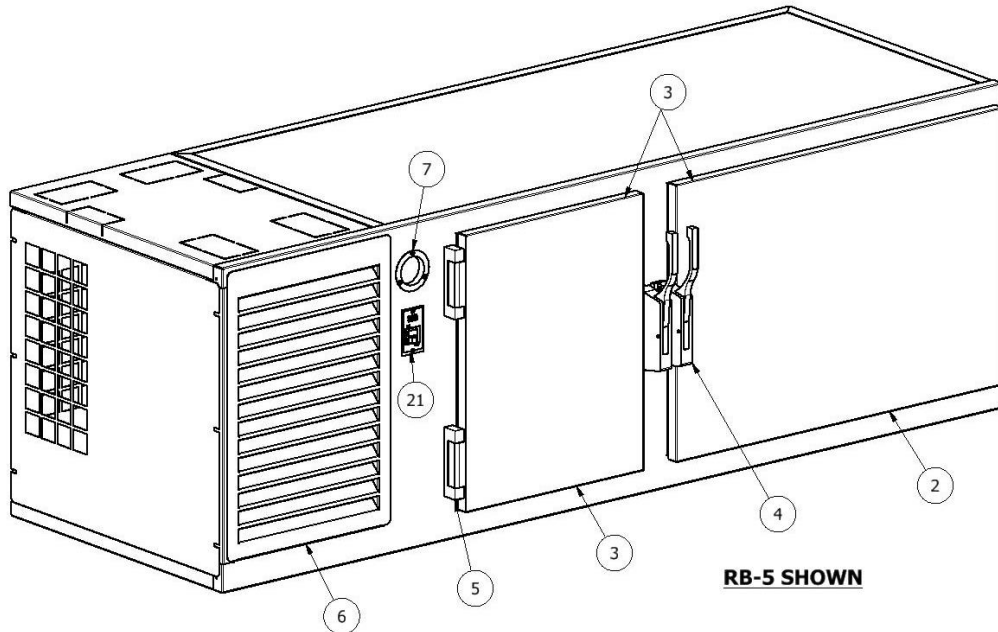
**ATLAS METAL**

Subsidiary of Mercury Aircraft, Inc.

1135 N.W. 159th DR., MIAMI, FL 33169

PHONE (305) 625-2451, (800) 762-7565, FAX (305) 623-0475, E-mail: [sales@atlasfoodserv.com](mailto:sales@atlasfoodserv.com)

**PARTS LIST REFRIGERATED BASE**  
**RB-4, RB-5 SERIES**



ITEM	PART	DESCRIPTION
	97-105	RB-4 & RB-5 Large Door Gasket
	97-107	RB-5 Small Door Gasket
2	S90253-004	Door Assembly RB-4 & RB-5
3	S83951-000	Door Assembly RB-5
4	6055-1	Slam Action Latch
	6052-1	Slam Action Latch W/Lock
5	6053-8	Hinge & Cover
6	S84051-000	RB-4 Grill
	S84050-000	RB-5 Grill
7	113-5	Thermometer
8	2060-1	Condensate Water Evap. (Not Shown)
9	1002	Power Cord (Not Shown)
10	2006-47JH	1/4 H.P. Compressor (Not Shown)
11	2119-0	Evaporator Coil RB-5 (Not Shown)
		Evaporator Coil RB-4 (Not Shown)
12	22-1397	Thermostat (Not Shown)
13	2013	Fan Motor (Not Shown)
14	2014-5	Fan Blade (Not Shown)
15	S81441-000	Fan Guard (Not Shown)
16	S81419-000	Fan Bracket (Not Shown)
17	1149-0	Wire Harness (Not Shown)
18	S83952-000	Tray Rack (Not Shown)
19	2026	0.042 Cap Tube (Not Shown)
20	600021	Drier (Not Shown)
21	1800-4053	ON/OFF SWITCH



# ATLAS METAL

*Subsidiary of Mercury Aircraft, Inc.*

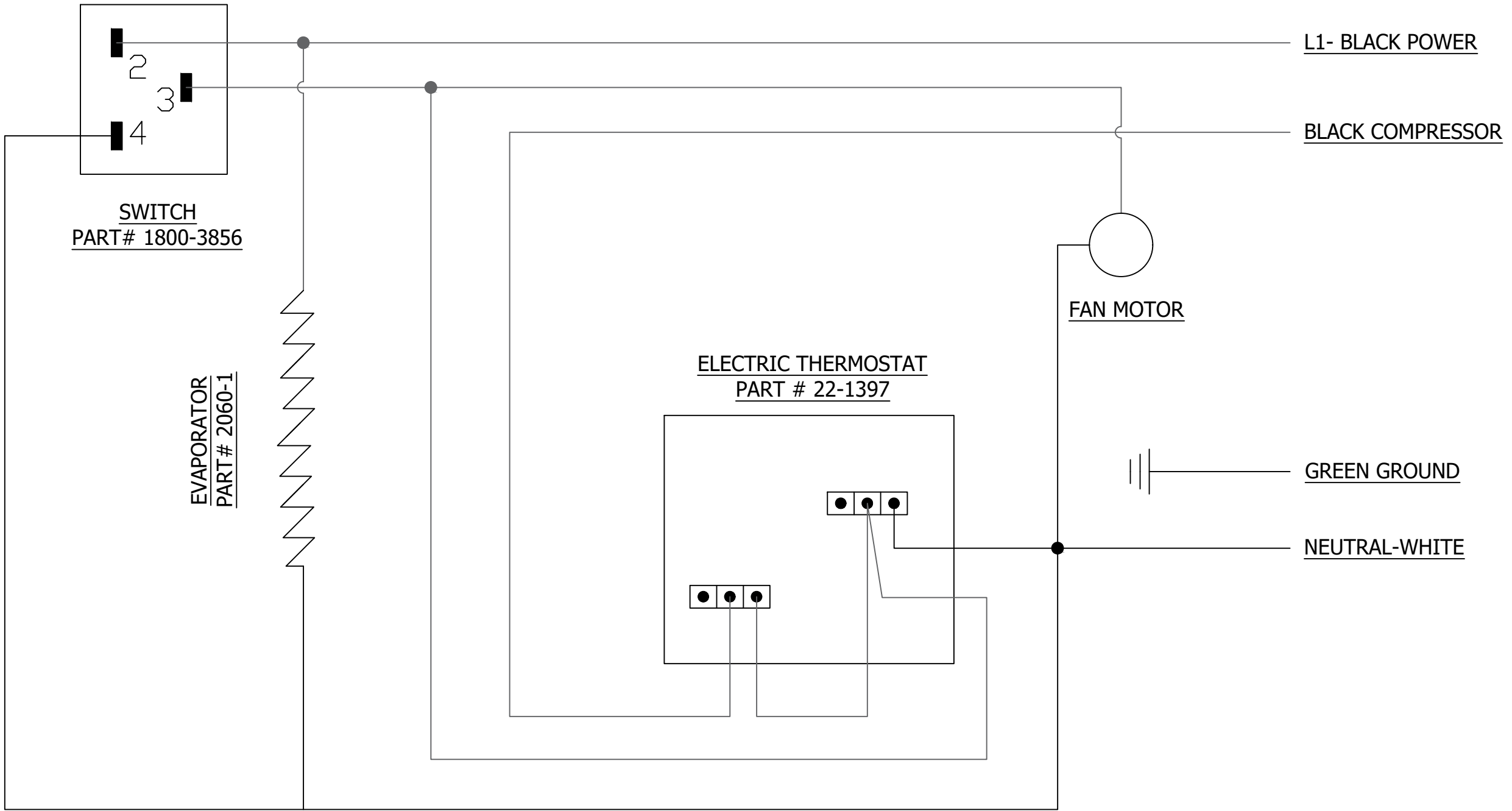
1135 N.W. 159th DR., MIAMI, FL 33169

PHONE (305) 625-2451, (800) 762-7565, FAX (305) 623-0475, E-mail: [sales@atlasfoodserv.com](mailto:sales@atlasfoodserv.com)

Refrigerated Drop-In Trouble Shooting Guide	
Symptom	Probable Cause
Unit will not run	Unit not plugged in. No power at receptacle. Thermostat and or switch not in the on position. Unit may be in a defrost cycle (if supplied) wait approximately 20 min. Call factory for service at 1-800-762-7565
Condenser runs but short cycles	Condenser coil dirty Inadequate ventilation. Call factory for service at 1-800-762-7565
Condenser runs constantly.	Condenser coil dirty. Inadequate ventilation. Unit installed in a hot location Call factory for service at 1-800-762-7565 <b>NOTE: WF series runs constantly.</b>
Food product not cold enough.	Food product must be chilled to 33-35 deg. when placed in unit. Air movement over food product. Food product not being stirred or rotated. Call factory for service at 1-800-762-7565



RB-4 AND RB-5  
1/4 H. P. 120V. 60CY.



REVISION HISTORY

REV	DESCRIPTION	DATE	BY
1			
2			
3			
4			
5			

*These plans are the exclusive property of Atlas Metal Industries Inc. Any unauthorized use without written consent of Atlas Metal Industries Inc., is strictly prohibited.*



DATE: 03.28.00	SIZE: B	CUSTOMER: RB-4-5 ELECTRICAL SCHEMATIC	
DRAWN BY: MHA		REFERENCE: 120VOLTS (1) PHASE	
CHECKED BY: NS		P.O. #: -----	DRAWING No. -----
		JOB #: -----	SCALE: 3/4" = 1'-0" SHEET No. 1 OF 1



**ATLAS METAL**

## **LIMITED WARRANTY**

Atlas Metal Industries, Inc. warrants to the Purchaser of this product that the same shall be free from defects in the workmanship and material for a period of one year from the date of original installation of the equipment, but not to exceed eighteen (18) months after date of shipment from factory. During this period of time Atlas Metal Industries, Inc. will replace all defective parts and will pay for authorized replacement labor. Replacement and installation of such parts and labor shall be provided only upon prior written authority of Atlas Metal Industries, Inc.

**The Refrigeration** warranty is for a twenty (20) month time period and includes supplying the compressor at a no charge basis provided the damage to the compressor was not caused by the customer or end user. Authorized replacement labor will be paid for a period of one year from date of installation. Freight costs for defective unit to and from Atlas Metal Industries, Inc. are not included, and all defective parts must be returned to the factory freight prepaid for evaluation. **ALL WARRANTY LABOR MUST BE AUTHORIZED BY ATLAS METAL INDUSTRIES, INC. PRIOR TO THE ACTUAL WORK BEING DONE.** This warranty does not apply to any equipment or any part thereof, which has been subjected to shipping damage, improper voltage, alteration, abuse or misuses, and does not cover loss of food, other products, or damage to property due to mechanical or electrical malfunction.

**THERE ARE NO WARRANTIES WHICH EXTEND BEYOND THE DESCRIPTION OF THE FACE HEREOF. SELLER DISCLAIMS ANY IMPLIED WARRANTY OF MERCHANTABILITY OF THE GOODS OR THE FITNESS OF THE GOODS FOR ANY PURPOSE AND BUYER AGREES THAT THE GOODS ARE SOLD "AS IS."**



**A T L A S M E T A L**

## **WARRANTY INFORMATION**

**In order to have your invoice approved for payment by the factory, please note the following:**

---

**An authorization number must be obtained from the factory prior to performing any warranty service.**

---

**Atlas Metal will not approve excessive labor due to poor access to the unit being serviced. If design does not allow reasonable access, contact the factory.**

---

**All travel time that exceeds 100 miles round trip must be authorized by the factory.**

---

**Thank You:  
Warranty service Dept.**