



ATLAS METAL

1135 N.W. 159th DRIVE, MIAMI, FLORIDA 33169

TEL 305.625.2451

TOLL FREE 800.762.7565

FAX 305.623.0475

WWW.ATLASFOODSERV.COM

SALES@ATLASFOODSERV.COM

Project: _____
Item No.: _____
Quantity: _____

MODULAR UNITS BL SERIES



AUTO-LIFT TABLE

□ LTM-2736-ME

LTM-2736-ME SHOWN W/ ACCESSORIES

SPECIFICATIONS

TOP: Constructed of 14 gauge, type 304 stainless steel with coved corners, fully welded, ground and polished to uniform finish. Top is fabricated with a 3/8" raised marine edge on all sides and is removable for access to the lift mechanism

CHASSIS: Constructed of structural steel angle frames, welded to four stainless steel legs to support the lift mechanism. A double, 7" high apron, constructed of 18 gauge stainless steel shall surround the perimeter immediately below the top to enclose and protect the lift mechanism.

LEGS: Telescoping legs are constructed of 16 gauge stainless steel tubing - outer sleeves to be 1-7/8" diameter; inner legs to be 1-5/8" diameter. Inner legs are provided with adjustable bullet feet.

LIFT MECHANISM: The unit shall be equipped with a mitre gear box, controlled by a composition plastic control wheel mounted in the apron. The gear box is supported by a 6" x 1-1/2" x 3/16" structural steel channel, welded to the top frame and securely fastened to the top by "X" shaped, 1/2" thick structural steel cross bars for even weight distribution. Maximum lift capacity is 500 pounds

BOTTOM SHELF: Constructed of 18 gauge, type 304 stainless steel with structural steel underbracing, fully welded to the table legs.

CASTERS: N.S.F. approved, 5" diameter, non-marking rubber tired wheels with swivel plate.

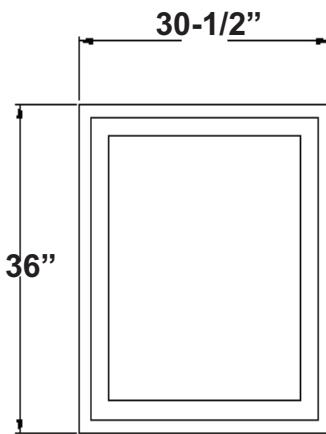
Specifications subject to change without notice.

STANDARD FEATURES

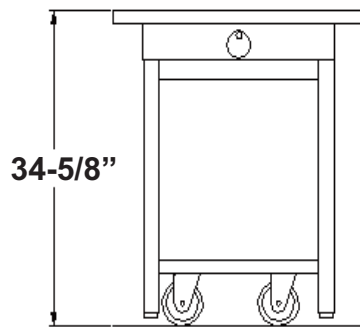
- Rugged stainless steel construction
- Unique telescoping leg assembly
- 500 pound lift capacity
- Economical - saves on the expense of extra equipment
- Fully mobile - each unit is provided with 5" dia. swivel casters, two with brakes
- 1-Year Parts & Labor Warranty
- NSF Listed

ACCESSORIES

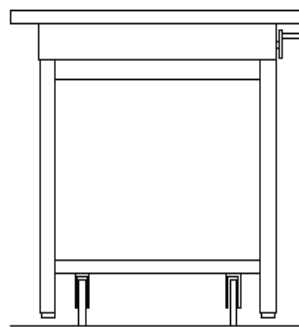
- Locking Brakes (set of two)
- Slides for 18" x 26" trays (4 sets - 4-1/8" spacing) with stainless steel enclosure on two sides
- Utensil Rack
- 3" High Roll Rim Top with Drain
- Optional Height to 30" High



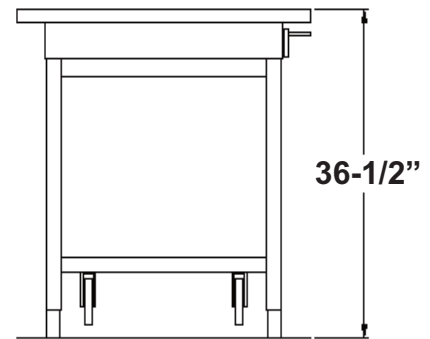
PLAN VIEW



FRONT ELEVATION



**END VIEW
LEGS RETRACTED**



**END VIEW
LEGS EXTENDED**